






SHELF MANAGEMENT

More attractive product presentation
with excellent shelf arrangement

OVERVIEW OECHSLE PORTFOLIO



SHELF MANAGEMENT

Shelf dividers

PRIMA +S
Standard
PRIMA +T
Prima 2.0
Accessories

Product pushers

Product pusher with spring
Product feed with gravity system
Product feeds for freezer shelves
Manual product pusher

Profile rails

Scanner rails

SALES PROMOTION

Poster frames

Plastic frames
Shelf lighting
Wooden frames
LED frames
Poster holders
Accessories

Hanging Systems

Acryl displays and stands

Shelf stoppers and wobblers

PRICE LABELLING

KLICK system

Scanner rails

ESL holders


Price tags

DIGITAL SIGNAGE

Digital a-boards

Digital totems

Digital displays



SHELF MANAGEMENT CONTENT

Shelf dividers	5
PRIMA +S	6
Standard	12
PRIMA +T	14
PRIMA 2.0	15
Accessories	16
Product pushers	17
Product pusher with spring	18
Product feed with gravity system	26
Product feeds for freezer shelves	28
Manual product pusher	29
Profile rails	31
Scanner rails	39

MORE ABOUT OECHSLE PRODUCTS

We provide you with brochures for some selected products. They contain detailed information and numerous illustrated examples of usage.

Ask us for your printed catalogue or use the digital edition on our website: www.oechsle.de

We offer product brochures for:

- PRIMA 2.0
- Heavy Duty Tray (HDT)
- Metal Tray
- Gliding systems
- Roller track XL
- LED lighting



WHO WE ARE

Whether you are looking for shelf management systems, product and price labelling, LED shelf lighting or poster frames – as a specialist in sales promotion, Oechsle offers you a broad spectrum of PoS material.

Since 1956 we have been a successful medium-size family-owned business and partner, a supplier of national and international trade. Thanks to our in-house mould construction, injection moulding and aluminium processing, we not only offer standard products – you can also order individual solutions for your projects.



POINT OF SALE EXPERT

As a global distributor, we benefit from more than 60 years of experience around the PoS.

Our competences are shelf management, product and price labelling, sales promotion and digital signage.

The range of our customers extends from the industries food retail, drug stores to brand manufacturers, speciality trade and DIY stores up to tobacconists, petrol stations and shopfitters.

FACTS AND FIGURES OF OECHSLE

With 36 injection moulding machines in total we produce more than 3,000 standard products, which can be retrieved at any time from our 2,500 sqm warehouse.

Our technicians in the construction department develop the injection moulds themselves, so they can be manufactured in our in-house mould-making. The full-service offering is complemented by our aluminium processing and LED assembly whereby we are able to fulfil all standard requirements as well as individual requests.

We can respond quickly and flexible to customers requests, since shipping and logistics are processed within the company. werba print & display also provide support as a strong partner at Oechsle's side. Together, we form an unbeatable duo for point of sale display and PoS material.



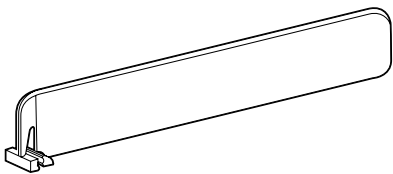
Further information and details are available at www.oechsle.de



SHELF DIVIDERS

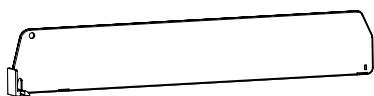
Product dividers create order
on your shelves

PRIMA +S

**PRIMA 1 +S H30**

With one fixing point, lengths from 155 to 355 mm every 25 mm (without T-front), transparent.

40111-88/155	PR1 +S 30/155
40111-88/180	PR1 +S 30/180
40111-88/205	PR1 +S 30/205
40111-88/230	PR1 +S 30/230
40111-88/255	PR1 +S 30/255
40111-88/280	PR1 +S 30/280
40111-88/305	PR1 +S 30/305
40111-88/330	PR1 +S 30/330
40111-88/355	PR1 +S 30/355

**PRIMA 1 +S H60**

With one fixing point, lengths from 180 to 555 mm every 25 mm (with 20x24 mm T-front), transparent.

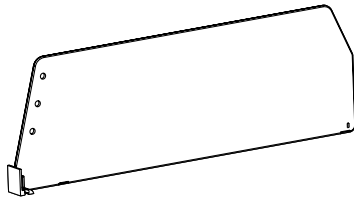
40112-88/180	PR1 +S 60/180
40112-88/205	PR1 +S 60/205
40112-88/230	PR1 +S 60/230
40112-88/255	PR1 +S 60/255
40112-88/280	PR1 +S 60/280
40112-88/305	PR1 +S 60/305
40112-88/330	PR1 +S 60/330
40112-88/355	PR1 +S 60/355
40112-88/380	PR1 +S 60/380
40112-88/405	PR1 +S 60/405
40112-88/430	PR1 +S 60/430
40112-88/455	PR1 +S 60/455
40112-88/480	PR1 +S 60/480
40112-88/505	PR1 +S 60/505
40112-88/530	PR1 +S 60/530
40112-88/555	PR1 +S 60/555

**PRIMA 1 +S MINI H60**

With one fixing point, lengths from 180 to 355 mm every 25 mm (with 12x24 mm T-front), transparent.

40212-88/180	PR1 +S 60/180
40212-88/205	PR1 +S 60/205
40212-88/230	PR1 +S 60/230
40212-88/255	PR1 +S 60/255
40212-88/280	PR1 +S 60/280
40212-88/305	PR1 +S 60/305
40212-88/330	PR1 +S 60/330
40212-88/355	PR1 +S 60/355

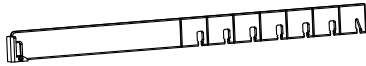




PRIMA 1 +S H120

With one fixing point, lengths from 180 to 555 mm every 25 mm (with 20x24 mm T-front), transparent.

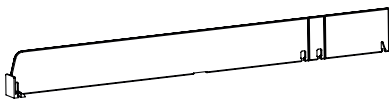
40115-88/180	PR1 +S 120/180
40115-88/205	PR1 +S 120/205
40115-88/230	PR1 +S 120/230
40115-88/255	PR1 +S 120/255
40115-88/280	PR1 +S 120/280
40115-88/305	PR1 +S 120/305
40115-88/330	PR1 +S 120/330
40115-88/355	PR1 +S 120/355
40115-88/380	PR1 +S 120/380
40115-88/405	PR1 +S 120/405
40115-88/430	PR1 +S 120/430
40115-88/455	PR1 +S 120/455
40115-88/480	PR1 +S 120/480
40115-88/555	PR1 +S 120/555



PRIMA 2 +S H25

With two fixing points, lengths from 185 to 335 mm every 25 mm (with 12x24 mm T-front), transparent.

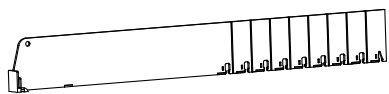

40120-88/335



PRIMA 2 +S H50

With two fixing points, length 470 with two breaking points at 390 and 370 mm (with 20x24 mm T-front), transparent.

40123-88/470/ S025

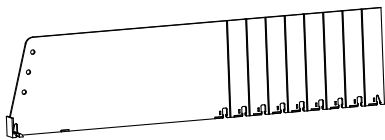


PRIMA 2 +S H60

With two fixing points, lengths from 185 to 335 mm, from 285 to 485 mm and from 510 to 635 mm every 25 mm (with 20x24 mm T-front), transparent.

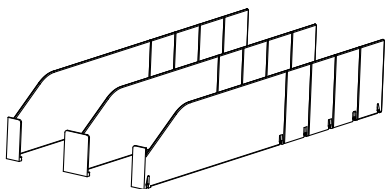
40122-88/335	PR2 +S 60/335
40122-88/485	PR2 +S 60/485
40122-88/635	PR2 +S 60/635

PRIMA +S

**PRIMA 2 +S H120**

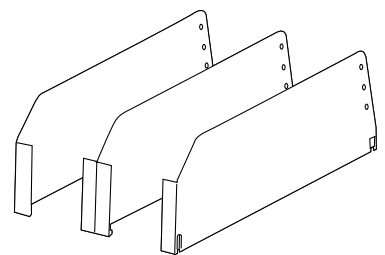
With two fixing points, lengths from 185 to 335 mm, from 285 to 485 mm and from 510 to 635 mm every 25 mm (with 20x24 mm T-front), transparent.

40125-88/335	PR2 +S 120/335
40125-88/485	PR2 +S 120/485
40125-88/635	PR2 +S 120/635

**PRIMA 2 +S PET H90**

With two fixing points, lengths from 285 to 485 mm every 50 mm (with 25x30 mm T-front), transparent.

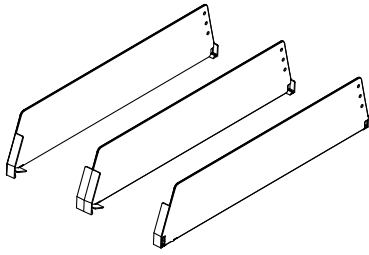
40127-82/485	PR2 +S 90/485
40127-82/485L	PR2 +S 90/485 left
40127-82/485R	PR2 +S 90/485 right

**PRIMA 3 +S H120**

With two fixing points, lengths from 335 to 585 mm every 25 mm (with 35x80 or 20x24 mm T-front), transparent. For a neat closing one each side we offer shelf edge dividers available in left and right version.

40135-88/335	PR3 +S 120/335
40135-88/360	PR3 +S 120/360
40135-88/385	PR3 +S 120/385
40135-88/410	PR3 +S 120/410
40135-88/435	PR3 +S 120/435
40135-88/460	PR3 +S 120/460
40135-88/485	PR3 +S 120/485
40135-88/510	PR3 +S 120/510
40135-88/535	PR3 +S 120/535
40135-88/560	PR3 +S 120/560
40135-88/585	PR3 +S 120/585
40135-88/xxx L	PR3 + S 120/xxx left
40135-88/xxx R	PR3 + S 120/xxx right



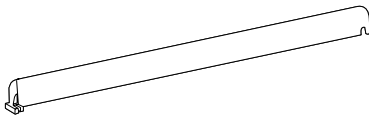


PRIMA 3 +S H120 20° INCLINED

With two fixing points, lengths from 335 to 585 mm every 25 mm (with 35x80 or 20x24 mm T-front), transparent. For a neat closing of the sideward shelf edges dividers available in left and right version.



- 40435-88/335 PR3 +S 120/335
- 40435-88/360 PR3 +S 120/360
- 40435-88/385 PR3 +S 120/385
- 40435-88/410 PR3 +S 120/410
- 40435-88/435 PR3 +S 120/435
- 40435-88/460 PR3 +S 120/460
- 40435-88/485 PR3 +S 120/485
- 40435-88/510 PR3 +S 120/510
- 40435-88/535 PR3 +S 120/535
- 40435-88/560 PR3 +S 120/560
- 40435-88/585 PR3 +S 120/585
- 40435-88/xxx L PR3 +S 120/xxx left
- 40435-88/xxx R PR3 +S 120/xxx right

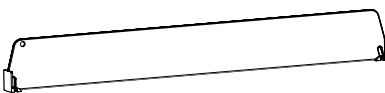


PRIMA 4 +S H30

With two fixing points, length 385 mm (without T-front), transparent.



- 40141-88/385



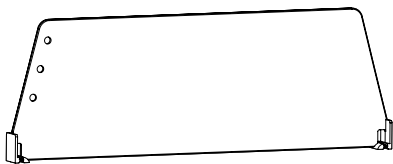
PRIMA 4 +S H60

With two fixing points, lengths from 260 to 560 mm every 25 mm (with 12x24 mm or 20x24 mm T-front), transparent.



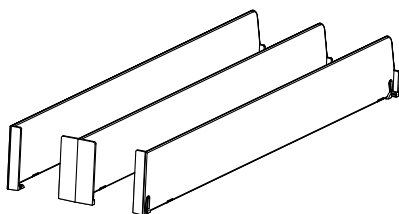
- 40142-88/260 PR4 +S 60/260
- 40142-88/285 PR4 +S 60/285
- 40142-88/310 PR4 +S 60/310
- 40142-88/335 PR4 +S 60/335
- 40142-88/360 PR4 +S 60/360
- 40142-88/385 PR4 +S 60/385
- 40142-88/410 PR4 +S 60/410
- 40142-88/435 PR4 +S 60/435
- 40142-88/460 PR4 +S 60/460
- 40142-88/485 PR4 +S 60/485
- 40142-88/510 PR4 +S 60/510
- 40142-88/535 PR4 +S 60/535
- 40142-88/560 PR4 +S 60/560

PRIMA +S

**PRIMA 4 +S H120**

With two fixing points, lengths from 335 to 585 mm every 25 mm (with 20x24 mm T-front on both sides), transparent.

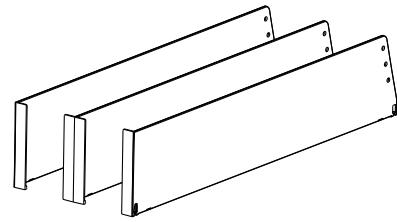
40145-88/335	PR4 +S 120/335
40145-88/360	PR4 +S 120/360
40145-88/385	PR4 +S 120/385
40145-88/410	PR4 +S 120/410
40145-88/435	PR4 +S 120/435
40145-88/460	PR4 +S 120/460
40145-88/485	PR4 +S 120/485
40145-88/510	PR4 +S 120/510
40145-88/535	PR4 +S 120/535
40145-88/560	PR4 +S 120/560
40145-88/585	PR4 +S 120/585

**PRIMA 5 +S H60**

With two fixing points, lengths from 260 to 485 mm every 25 mm (with 35x60 mm or 12x24 mm T-front), transparent. For a neat closing on each side we offer shelf edge dividers available in left and right version.

40152-88/260	PR5 +S 60/260
40152-88/285	PR5 +S 60/285
40152-88/310	PR5 +S 60/310
40152-88/335	PR5 +S 60/335
40152-88/360	PR5 +S 60/360
40152-88/385	PR5 +S 60/385
40152-88/410	PR5 +S 60/410
40152-88/435	PR5 +S 60/435
40152-88/460	PR5 +S 60/460
40152-88/485	PR5 +S 60/485
40152-88/260	PR5 +S 60/xxx left
40152-88/260	PR5 +S 60/xxx right





PRIMA 5 +S H120

With two fixing points, lengths from 335 to 585 mm every 25 mm (with 35x120mm or 20x24 mm T-front), transparent. For a neat closing on each side we offer shelf edge dividers available in left and right version.

- 40155-88/335 PR5 +S 120/335
- 40155-88/360 PR5 +S 120/360
- 40155-88/385 PR5 +S 120/385
- 40155-88/410 PR5 +S 120/410
- 40155-88/435 PR5 +S 120/435
- 40155-88/460 PR5 +S 120/460
- 40155-88/485 PR5 +S 120/485
- 40155-88/510 PR5 +S 120/510
- 40155-88/535 PR5 +S 120/535
- 40155-88/560 PR5 +S 120/560
- 40155-88/585 PR5 +S 120/585
- 40155-88/xxxL PR5 +S 120/xxx left
- 40155-88/xxxR PR5 +S 120/xxx right




STANDARD

**PRIMA 1 H60**

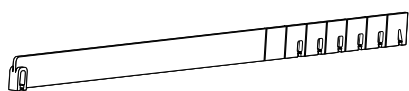
With one fixing point, lengths from 180 to 555 mm every 25 mm, transparent.

40012-88/180	PR1 60/180
40012-88/205	PR1 60/205
40012-88/230	PR1 60/230
40012-88/255	PR1 60/255
40012-88/280	PR1 60/280
40012-88/305	PR1 60/305
40012-88/330	PR1 60/330
40012-88/355	PR1 60/355
40012-88/380	PR1 60/380
40012-88/405	PR1 60/405
40012-88/430	PR1 60/430
40012-88/455	PR1 60/455
40012-88/480	PR1 60/480
40012-88/505	PR1 60/505
40012-88/530	PR1 60/530
40012-88/555	PR1 60/555

**PRIMA 1 H120**

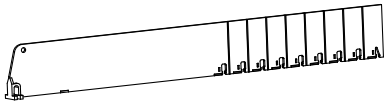
With one fixing point, lengths from 180 to 555 mm every 25 mm, transparent.

40015-88/180	PR1 120/180
40015-88/205	PR1 120/205
40015-88/230	PR1 120/230
40015-88/255	PR1 120/255
40015-88/280	PR1 120/280
40015-88/305	PR1 120/305
40015-88/330	PR1 120/330
40015-88/355	PR1 120/355
40015-88/380	PR1 120/380
40015-88/405	PR1 120/405
40015-88/430	PR1 120/430
40015-88/455	PR1 120/455
40015-88/480	PR1 120/480
40015-88/555	PR1 120/555

**PRIMA 2 H25**

With two fixing point, lengths from 185 to 335 mm, from 360 to 485 mm and from 510 to 635 mm every 25 mm, transparent.

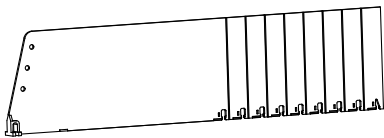
40020-88/335	PR2 25/335
40020-88/485	PR2 25/485
40020-88/635	PR2 25/635



PRIMA 2 H60

With two fixing point, lengths from 185 to 335 mm, from 285 to 485 mm and from 510 to 635 mm every 25 mm, transparent.

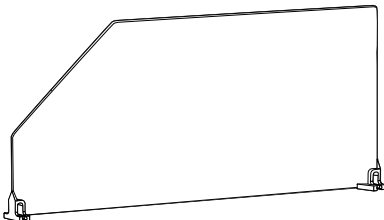
- 40022-88/335 PR2 60/335
- 40022-88/485 PR2 60/485
- 40022-88/635 PR2 60/635



PRIMA 2 H120

With two fixing point, lengths from 185 to 335 mm, from 285 to 485 mm and from 510 to 635 mm every 25 mm, transparent.

- 40025-88/335 PR2 120/335
- 40025-88/485 PR2 120/485
- 40025-88/635 PR2 120/635



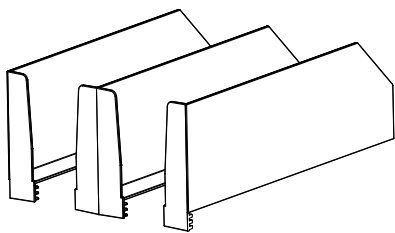
PRIMA 4 H200

With two fixing points, lengths from 385 to 585 mm every 25 mm, transparent.

- 40049-88/385 PR4 200/385
- 40049-88/410 PR4 200/410
- 40049-88/435 PR4 200/435
- 40049-88/460 PR4 200/460
- 40049-88/485 PR4 200/485
- 40049-88/510 PR4 200/510
- 40049-88/535 PR4 200/535
- 40049-88/560 PR4 200/560
- 40049-88/585 PR4 200/585



PRIMA +T

**PR 6 + T H100**

Divider Tego for shelves with front groove

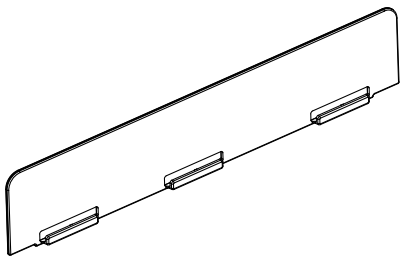
40363-84/300 PR6 + T 100/300
40363-84/300L PR6 + T 100/300 left
40363-84/300R PR6 + T 100/300 right

PR 6 +T H150

Divider Tego for shelves with front groove

40366-84/300 PR6 +T 150/300
40366-84/300L PR6 +T 150/300 left
40366-84/300R PR6 +T 150/300 right

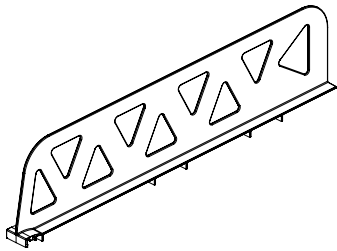




DIVIDER PRIMA 2.0 CLICK ON H60

Divider to click onto the slide profile, transparent. Height 60 mm. For depth:

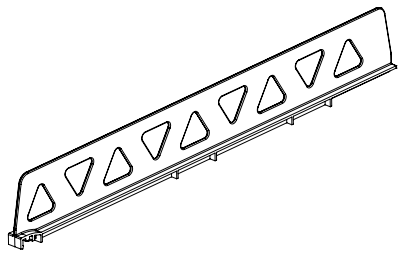

40772-88/307	350/370 mm
40772-88/357	400 mm
40772-88/407	450/470 mm
40772-88/457	500 mm



DIVIDER PRIMA 2.0 H120

Divider with bottom support left and right to click onto front rail/fixing rail flat, transparent. For depth:


40775-88/290	300 mm
40775-88/340	350/370 mm
40775-88/390	400 mm
40775-88/440	450/470 mm
40775-88/490	500 mm



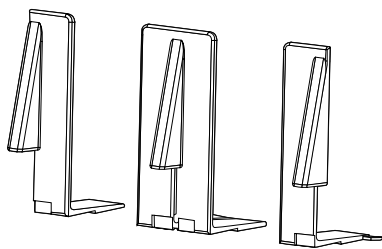
DIVIDER PRIMA 2.0 H70

Divider with bottom support left and right to click onto front rail/fixing rail flat, transparent. For depth:

40778-88/290	300 mm
40778-88/340	350/370 mm
40778-88/390	400 mm
40778-88/440	450/470 mm
40778-88/490	500 mm



ACCESSORIES

**FRONT STOPPER FOR DIVIDER**


This front stopper provides the possibility to upgrade all shelf dividers with height 60 and 120 mm to the PR3 solution.

- 44990-88-L Front stopper left
 44990-88-M Front stopper centre
 44990-88-R Front stopper right

**MAGNETIC BACK SUPPORT**


Transparent back support made from PET to be used as support for instable packages like sliced sausage and cheese in fridges. Base completely covered with a magnetic pad. Width/height/depth 90x150x130 mm.

49006-82

**REINFORCING T PROFILE**


For the stabilisation of the shelf dividers, adhesive. Dimensions: 20x20 mm, material: PVC transparent.

49091-00/xxxx

**FIXING RAIL FLAT**

For rear fixing of dividers PR 1 together with special clip to hold dividers PR 1, with adhesive tape. Measurements 5,25x20x249 mm.

49093-03/K/249

**CLIP TO HOLD DIVIDER PR 1**

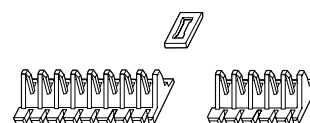
To ensure a secure hold of dividers PR 1 in conjunction with the fixing rail flat.

49095-03

**FIXING RAIL FOR PRIMA**


Length 297,5 mm, width 24mm, with "section comb" 6mm, to be used at the shelf rear. Holds the self divider PR1 in line. Without adhesive tape, grey. Upon request also available with magnetic tape or self adhesive tape.

49094-03/0301,5



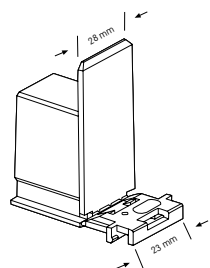
PRODUCTS PUSHERS

Pushing your product to the front row



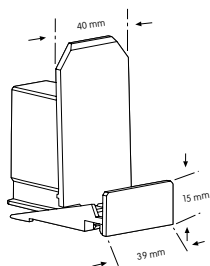
PRV +S H0 WITHOUT FRONT

- 42508-03/02N PRV +S/
2 Newton
- 42508-03/04N PRV +S/
4 Newton
- 42508-03/06N PRV +S/
6 Newton
- 42508-03/08/04N PRV +S/
8-4 Newton
- 42508-03/10N PRV +S/
10 Newton
- 42508-03/14N PRV +S/
14 Newton



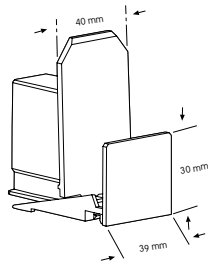
PRV +S SLIM H0 WITHOUT FRONT

- 42004-03/02N PRV +S Slim/
2 Newton
- 42004-03/04N PRV +S Slim/
4 Newton
- 42004-03/06N PRV +S Slim/
6 Newton
- 42004-03/08-04N PRV +S Slim/
8-4 Newton
- 42004-03/10N PRV +S Slim/
10 Newton



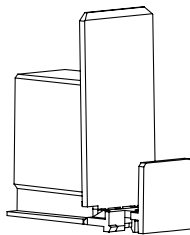
PRV +SF H15 WITH FRONT 15 MM

- 42507-03/02N PRV +SF H15/
2 Newton
- 42507-03/04N PRV +SF H15/
4 Newton
- 42507-03/06N PRV +SF H15/
6 Newton
- 42507-03/08-04N PRV +SF H15/
8-4 Newton
- 42507-03/10N PRV +SF H15/
10 Newton
- 42507-03/14N PRV +SF H15/
14 Newton



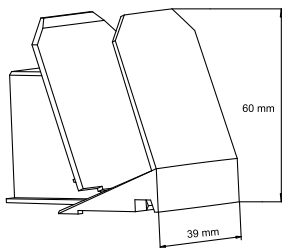
PRV +SF H30 WITH FRONT 30 MM

- 42506-03/02N PRV +SF H30/
2 Newton
- 42506-03/04N PRV +SF H30/
4 Newton
- 42506-03/06N PRV +SF H30/
6 Newton
- 42506-03/08-04N PRV +SF H30/
8-4 Newton
- 42506-03/10N PRV +SF H30/
10 Newton
- 42506-03/14N PRV +SF H30/
14 Newton



PRV +S SLIM H20 WITH FRONT 20 MM

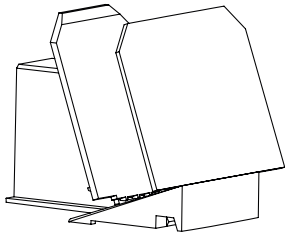
- 42015-03/02N PRV +S Slim H20/
2 Newton
- 42015-03/04N PRV +S Slim H20/
4 Newton
- 42015-03/06N PRV +S Slim H20/
6 Newton
- 42015-03/08-04N PRV +S Slim H20/
8-4 Newton
- 42015-03/10N PRV +S Slim H20/
10 Newton



PRV +SF H60 WITH FRONT 60X39 MM, INCLINED 20°

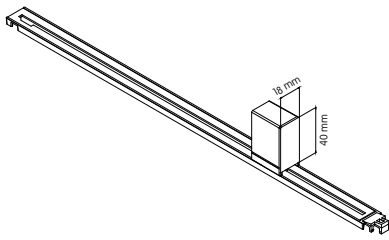
- 42610-03/02N PRV +SF H60x39 mm,
20°/2 Newton
- 42610-03/04N PRV +SF H60x39 mm,
20°/4 Newton
- 42610-03/06N PRV +SF H60x39 mm,
20°/6 Newton
- 42610-03/08-04N PRV +SF H60x39 mm,
20°/8-4 Newton
- 42610-03/10N PRV +SF H60x39 mm,
20°/10 Newton
- 42610-03/14N PRV +SF H60x39 mm,
20°/14 Newton





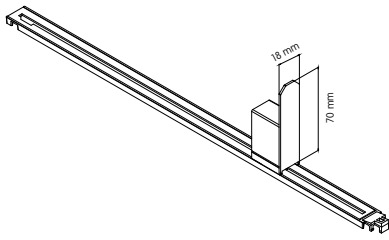
PRV +SF H60 WITH FRONT 60X65 MM, INCLINED 20°

- 42620-03/02N PRV +SF H60x65 mm, 20°/2 Newton
- 42620-03/04N PRV +SF H60x65 mm, 20°/4 Newton
- 42620-03/06N PRV +SF H60x65 mm, 20°/6 Newton
- 42620-03/08-04N PRV +SF H60x65 mm, 20°/8-4 Newton
- 42620-03/10N PRV +SF H60x65 mm, 20°/10 Newton
- 42620-03/14N PRV +SF H60x65 mm, 20°/14 Newton



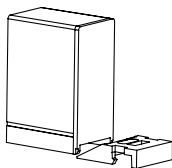
PRV +S MINI H40

- 47211-00/xxx PRV +S Mini H40/ 2 Newton
- 47212-00/xxx PRV +S Mini H40/ 4 Newton
- 47213-00/xxx PRV +S Mini H40/ 6 Newton



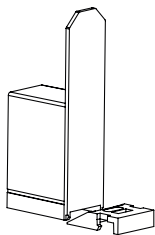
PRV +S MINI H70

- 47221-00/xxx PRV +S Mini H70/ 2 Newton
- 47222-00/xxx PRV +S Mini H70/ 4 Newton
- 47223-00/xxx PRV +S Mini H70/ 6 Newton



PRV +S MICRO H40

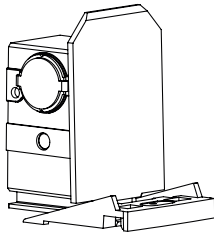
- 43216-03/02N PRV +S Micro H40, grey/2 Newton
- 43216-10/02N PRV +S Micro H40, black/2 Newton



PRV +S MICRO H70

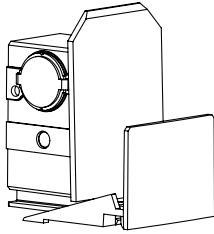
- 43316-03/02N PRV +S Micro H70, grey/2 Newton
- 43316-10/02N PRV +S Micro H70, black/2 Newton

PRODUCT PUSHER WITH SPRING SLOW FEED / STANDARD



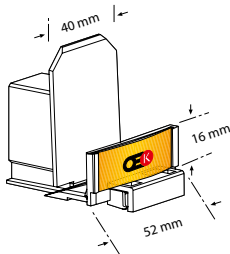
PRV +S SLOW-FEED H0 WITHOUT FRONT

- 42710-03/10/00 PRV +S Slow-Feed H0/10 Newton
- 42710-03/14/00 PRV +S Slow-Feed H0/14 Newton



PRV +S SLOW-FEED H30 WITH FRONT 30 MM

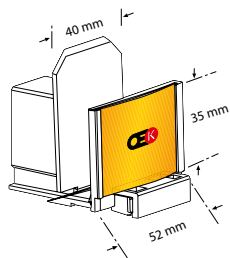
- 42710-03/10/30 PRV +S Slow-Feed H30/10 Newton
- 42710-03/14/30 PRV +S Slow-Feed H30/14 Newton



PRV H16 WITH FRONT 16 MM

With insert for labels with logo and product information, size: 50x13 mm.

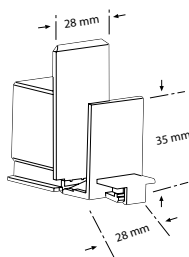
- 42501-03/02N PRV H16/2 Newton
- 42501-03/04N PRV H16/4 Newton
- 42501-03/06N PRV H16/6 Newton
- 42501-03/10N PRV H16/10 Newton



PRV H35 WITH FRONT 35 MM

With insert for labels with logo and product information, size: 50x30 mm

- 42500-03/02N PRV H35/2 Newton
- 42500-03/04N PRV H35/4 Newton
- 42500-03/06N PRV H35/6 Newton
- 42500-03/10N PRV H35/10 Newton

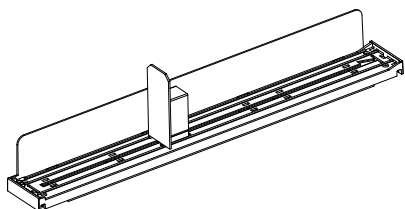


PRV SLIM H35 WITH FRONT 35 MM

- 42003-03/02N PRV Slim H35/2 Newton
- 42003-03/04N PRV Slim H35/4 Newton
- 42003-03/06N PRV Slim H35/6 Newton



PRODUCT PUSHER WITH SPRING VARIOTRAY



VARIOTRAY

With pusher housing height 70 mm. Available lengths: 210 mm, 235 mm, 260 mm, 285 mm, 310 mm, 335 mm, 360 mm, 385 mm and 460 mm. With or without left bottom support (when ordering with support only put an "A" at the end of the item code).

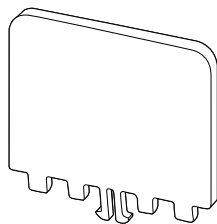

- 46831-88/xxx 2 Newton
- 46832-88/xxx 4 Newton
- 46833-88/xxx 6 Newton
- 46834-88/xxx 10 Newton
- 46836-88/xxx 8-4 Newton



VARIOTRAY END PIECE

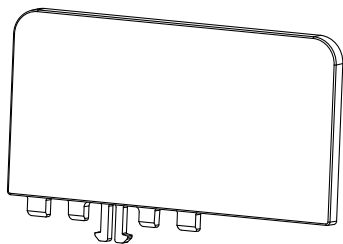
Width 20,7 mm. Available lengths: 210 mm, 235 mm, 260 mm, 285 mm, 310 mm, 335 mm, 360 mm, 385 mm and 460 mm.

- 46809-88/xxx Without bottom support
- 46809-88/xxx A With bottom support




FRONT 43 MM FOR VARIOTRAY
Size 43x40 mm, transparent.

48710-00/043



FRONT 68 MM FOR VARIOTRAY
Size 68x40 mm, transparent.

48710-00/060




LABELHOLDER FOR VARIOTRAY

To click onto the asymmetric pusher housing. Height 40 mm, transparent. Allows the insert of product labels size 26x38 mm.

48575-00

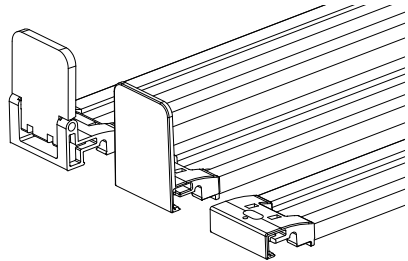




PRV-PRODUCT PUSHER SRP

Shelf-ready-packaging (SRP). Available with 2N, 4N or 6N and in lengths 275 mm, 320 mm, 340 mm, 375 mm, 420 mm, 440 mm, 475 mm.

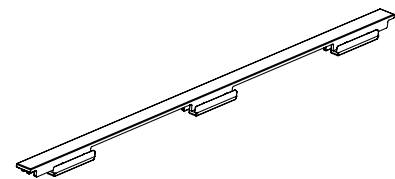

- 47880-03/xxx/02N 2 Newton
- 47880-03/xxx/04N 4 Newton
- 47880-03/xxx/06N 6 Newton



PRODUCT PUSHER PRIMA 2.0

Product unit consisting of product pusher with front anchor, sliding rail with special sliding surface and end piece. Front anchor available with folding front, fixed front or without front. Also available as "slow feed" version (movement slowly forward). Colors of pusher housing: grey, black. Size: 30x55 mm. Height of foldable front: 40 mm. Height of fix front: 30 mm. Colors of sliding profile: grey, black. Width 36 mm. Available for shelf depths: 300 mm, 350/370 mm, 400 mm, 450/470 mm, 500 mm.

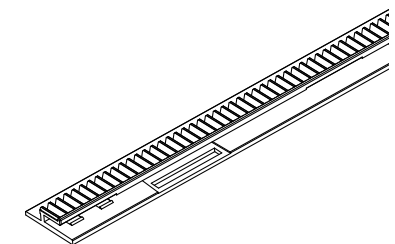

479xx-xx/xxx/xxN



SUPPORT FOR GLIDING RAIL PRIMA 2.0

To widen the base. Clicks onto the slide profile, improving the stability of wide products. Width: 12 mm. Colors: grey, black. For shelf depth:

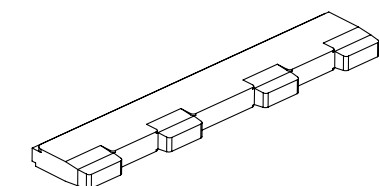
- 45770-xx/307 350/370 mm
- 45770-xx/357 400 mm
- 45770-xx/407 450/470 mm
- 45770-xx/457 500 mm



FRONT RAIL PRIMA 2.0

To fix the pushers and dividers PRIMA 2.0. Length 499 mm, width 27,5 mm. Colors: grey, black.

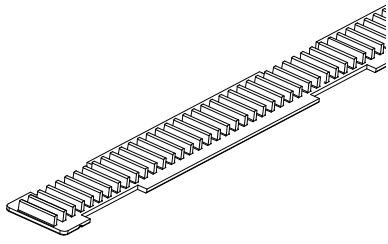
- 48400-xx For wire shelves
- 48400-xx/KB With adhesive tape
- 48400-xx/MB With magnetic tape



CONNECTOR FOR FRONT RAIL PRIMA 2.0

Length 54,7 mm. Colors: grey, black.


48405-xx



RIB STRIP PRIMA 2.0

For rear fixation of the pushers and dividers PRIMA 2.0 on the back of the shelf. Length 249 mm, width 19 mm. Colors: grey, black. Recommended for heavy products.

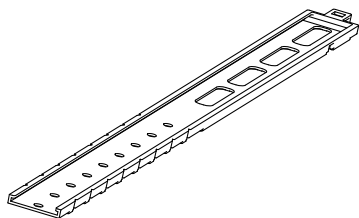

- 48430-xx-K/0249 With adhesive tape
- 48430-xx-M/0249 With magnetic tape
- 48435-xx For wire shelves



HEAVY DUTY TRAY (HDT)

Pusher system with a length of 550 mm for heavy, large products, starting with a width of 80 mm. Especially suitable for areas such as cooling, regrigurator, food, non-food. Modular construction, the individual components can be combined according to customer requirements. The fixation is made on a t-rail. Optionally available as slow feed.


- 48100-7016/550/10N Anthracite grey, 10 N
- 48100-7016/550/14N Anthracite grey, 14 N
- 48100-7016/550/18N Anthracite grey, 18 N
- 48100-03/550/10N Grey, 10 N
- 48100-03/550/14N Grey, 14 N
- 48100-03/550/18N Grey, 18 N

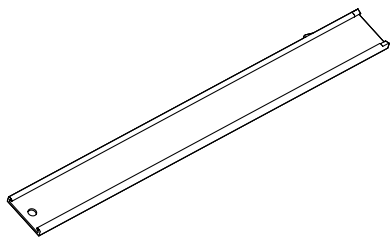


SLIDING RAIL SYSTEM S

Length 475 mm, breakable in 25 mm steps down to 275 mm. Suitable for dividers system +S in lengths 285 to 485 mm, grey. Width 30 mm, height 6 mm.

- 48920-03/275-475





SLIDING RAIL

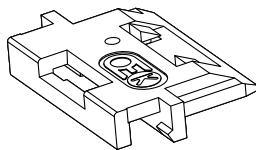
Optimised for gliding, grey. Width 33,5 mm. The exact length for your application is determined by us, depending on the used pusher- and divider type.

- 48935-03/xxxx With end punch, with arrest
- 48936-03/xxxx With end punch, without arrest
- 48937-03/xxxx Without end punch, with arrest
- 48938-03/xxxx Without end punch, without arrest

LABELCLIP FOR PRODUCT PUSHERS

To fix info or logo labels at the front anchor of product pusher. Can be mounted additionally. Only possible if the product pusher is used without sliding rail.

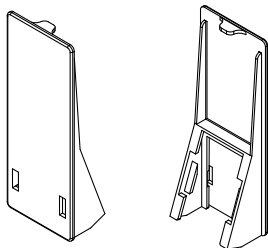
49097-00



END CLIP FOR SLIDING RAIL

For fixing the sliding rail onto the backward profile rail, transparent.



84-48025-00



REAR ENLARGEMENT INCLINED/ VERTICAL

To be clicked onto the pusher's housing (width 40 mm), grey. To be used in inclined or vertical position. Width/ height 50x130 mm.

48563-03



REAR ENLARGEMENT WITH LABEL HOLDER

To be clicked onto the pusher's housing (width 40 mm), transparent. Label size 49x80 mm.

- 48567-00.A 52x84 mm
- 48568-00.A 75x84 mm
- 48569-00.A 75x130 mm




GLIDING TRACK

Available in colors grey or black. Available lengths 350 mm, 400 mm, 450 mm, 500 mm, 550 mm, 600 mm and 650 mm (incl. front- and end piece). Remarks: We are also pleased to offer you the gliding track as a pre-assembled gliding plate suitable for your shelf. For further information, please refer to our brochure "Gliding Systems".



- 45695-03/xxx Gliding track grey
- 45695-10/xxx Gliding track black
- 45700-03/xxx Gliding track grey
- 45700-10/xxx Gliding track black

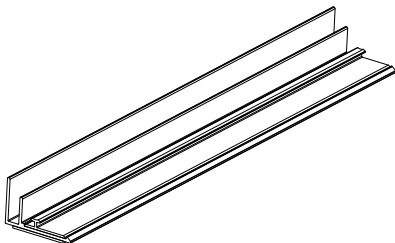


ALU FRONT RAIL FOR GLIDING TRACK WITH ADHESIVE TAPE

With 25 mm foam adhesive tape. To hold acrylic fronts with 5 mm thickness, with glued PRT-20 profile rail, anodized.




- 45710-91-K/0998 Shelf length 1000 mm
- 45710-91-K/1248 Shelf length 1250 mm




ALU FRONT RAIL FOR GLIDING TRACK WITH MAGNETIC TAPE

With 25 mm magnetic tape. To hold acrylic fronts with 5 mm thickness, with glued PRT-20 profile rail, anodized.



- 45710-91-M/0998 Shelf length 1000 mm
- 45710-91-M/1248 Shelf length 1250 mm



ALU FRONT RAIL FOR GLIDING TRACK WITH 3 COUNTER-SUNK HOLES

With 3 counter-sunk holes for counter-sunk screw M4. To hold acrylic fronts with 5 mm thickness, with glued PRT-20 profile rail, anodized.



- 45710-91-B/0998 Shelf length 1000 mm
- 45710-91-B/1248 Shelf length 1250 mm

FIXING SET FOR ALU FRONT RAIL

To fix the alu front rail with hole to wire shelves. Set consisting of 1 pc. flat alu 12x4 mm, length 40 mm, 1 pc. Counter-sunk screw with hexagon socket M4x16, 2 pcs. discs Ø 4,3 mm and 1 pc. hexagon nut M4.

45710-91-B/KL

WIRE DIVIDER

Height 40 mm, galvanised zincd, diameter 5 mm.

46680-00/0314/5 Length 314 mm
for gliding track
350 mm

46680-00/0364/5 Length 364 mm
for gliding track
400 mm

46680-00/0414/5 Length 414 mm
for gliding track
450 mm

46680-00/0464/5 Length 464 mm
for gliding track
500 mm

46680-00/0514/5 Length 514 mm
for gliding track
550 mm

46680-00/0564/5 Length 564 mm
for gliding track
600 mm

46680-00/0614/5 Length 614 mm
for gliding track
650 mm



ROLLER TRACK XL

Roller system for heavy products and deep shelves. Stable construction made of aluminium with plastic rolls and magnetic tape on the bottom side. Length 485 mm. Color: anodized.

45511-91/0485/LR Left/right:
485x52 mm


45511-91/0485/M Centre:
485x98 mm



TK-PRODUCT PUSHER SIZE S

With product pusher 2x10 N and 2x rear enlargements 50x130 mm. Width/height/length: 130x120x520 mm.


47000-00/S/10N



TK-PRODUCT PUSHER SIZE M

With product pusher 2x10 N and 2x rear enlargements 50x130 mm. Width/height/length: 190x120x520 mm.


47000-00/M/10N



TK-PRODUCT PUSHER SIZE L

With product pusher 2x14 N and 2x rear enlargements 50x130 mm. Width/height/length: 260x120x520 mm.

47000-00/L/14N



TK-DIVIDER END PIECE

For wire shelves Ø 3 mm, height 120 mm, length 520 mm.

47000-00



U-TRAY 77 MM

With product pusher 2N. Width/height/length: 77x60x500 mm.

47010-00/02N




U-TRAY 110 MM

With product pusher 4N. Width/height/length: 110x40x500 mm.

47020-00/04N





MANUAL PUSHER 3-PARTS

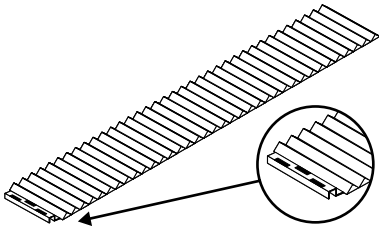
Width of stair 50 mm, size of backrest 120x65 mm.

46901-55

Length 365 mm

46902-55

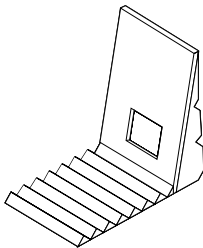
Length 465 mm



PRODUCT STOPPER PRST

Length 517 mm, width 56,5 mm, adjustable length by predetermined breaking points every 55 mm, transparent.

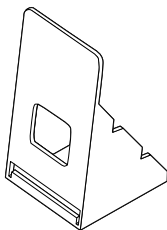

49002-88



BACKREST PRRW-A

To be placed onto the product stopper PRST, transparent. Width/height/depth 60x115x120 mm.

49001-88



BACKREST PRRW-B

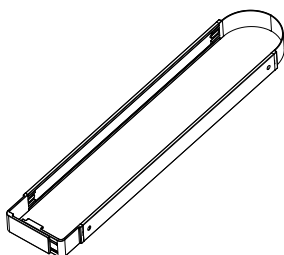

To be slid over the product stopper PRST, transparent. Width/height/depth 60x120x60 mm.

49003-88

BACKREST PRRW-C

To be slid over the product stopper PRST, transparent. Width/height/depth 60x160x60 mm.

49005-00



PRIMA PTF

For shelves with depth 500 mm. Front- and end piece made of plastic, lightgrey. Alu profile anodised.

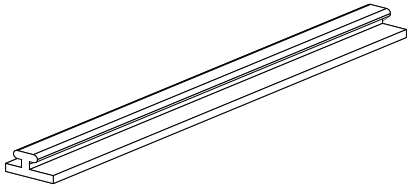
41100-03/480



PROFILE RAILS

The optimum method of fixing to the shelf base

PROFILE RAILS



PRT-10-K

T-profile rail with adhesive tape 9 mm, width 10 mm, transparent.

49010-00-K/0998 Shelf length 1000 mm

49010-00-K/1248 Shelf length 1250 mm

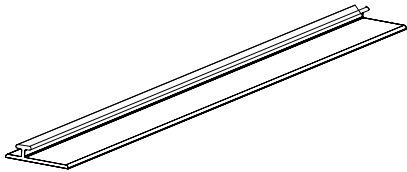


PRT-10-M

T-profile rail with magnetic tape 10x1,5 mm, width 10 mm, transparent.

49010-00-M/0998 Shelf length 1000 mm

49010-00-M/1248 Shelf length 1250 mm




PRT-20-K

T-profile rail with adhesive tape 19 mm, width 20 mm, transparent.

49015-00-K/0998 Shelf length 1000 mm

49015-00-K/1248 Shelf length 1250 mm

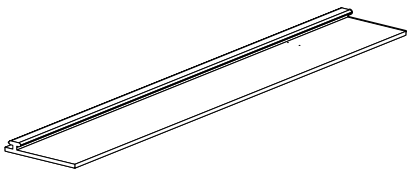


PRT-20-M

T-profile rail with magnetic tape 20 mm, width 20 mm, transparent.

49015-00-M/0998 Shelf length 1000 mm

49015-00-M/1248 Shelf length 1250 mm

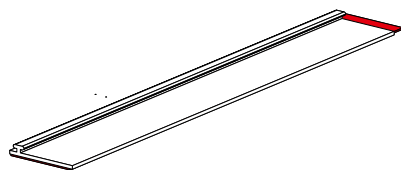


PRT-30-K

T-profile rail with adhesive tape 25 mm, width 30 mm, transparent.

49020-00-K/0998 Shelf length 1000 mm

49020-00-K/1248 Shelf length 1250 mm

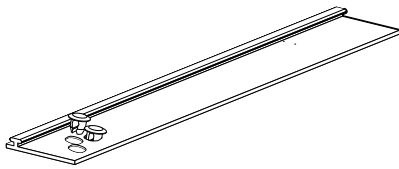


PRT-30-M

T-profile rail with magnetic tape 25 mm, width 30 mm, transparent.

49020-00-M/0998 Shelf length 1000 mm

49020-00-M/1248 Shelf length 1250 mm

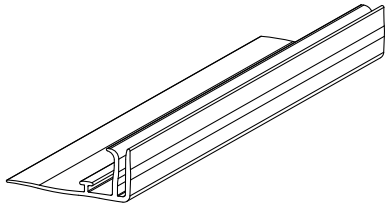


PRT-30-L

T-profile rail with holes for wire shelves, transparent. Fixing clips to be ordered separately.

49020-00-L/0998 Shelf length 1000 mm

49020-00-L/1248 Shelf length 1250 mm

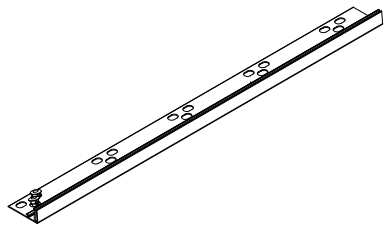


PRT-40-K

T-profile rail with adhesive tape 38 mm to assemble a 3 mm thick acrylic front. Acrylic fronts upon request.

49089-00-K/0998 Shelf length 1000 mm

49089-00-K/1248 Shelf length 1250 mm

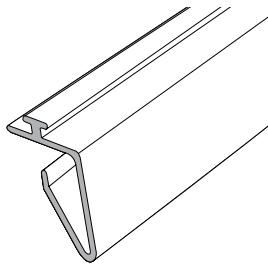


PRT-40-L

T-profile rail with holes for wire shelves, to assemble a 3 mm thick acrylic front. Acrylic fronts upon request. Fixing clips to be ordered separately.

49089-00-L/0998 Shelf length 1000 mm

49089-00-L/1248 Shelf length 1250 mm



PRKL

T-profile rail to be clamped onto shelves with front groove e.g. Tego, transparent.

49045-00/0988 Shelf length 1000 mm

49045-00/1238 Shelf length 1250 mm

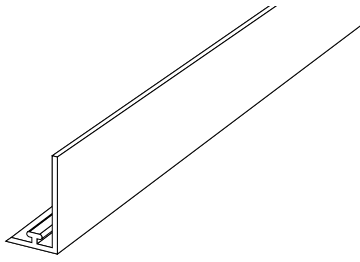
PRKL-S

T-profile rail to be clamped onto shelves with front groove Tego, transparent, with possibility to assemble 1 mm PET front pieces. Length 985 mm.

49050-00/0985



PROFILE RAILS

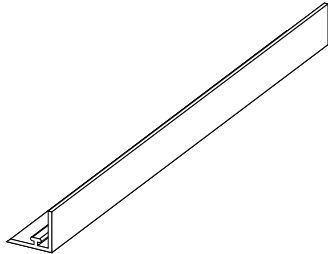


PRAU-30-SLIM-K

T-profile rail with upright front 30 mm and adhesive tape 12 mm, transparent.

49025-00-K/0998 Shelf length 1000 mm

49025-00-K/1248 Shelf length 1250 mm

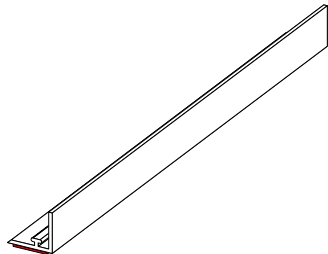


PRAU-30-K

T-profile rail with upright front 30 mm and adhesive tape 25 mm, transparent.

49030-00-K/0998 Shelf length 1000 mm

49030-00-K/1248 Shelf length 1250 mm

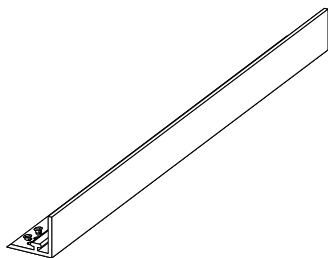


PRAU-30-M

T-profile rail with upright front 30 mm and magnetic tape 25 mm, transparent.

49030-00-M/0998 Shelf length 1000 mm

49030-00-M/1248 Shelf length 1250 mm

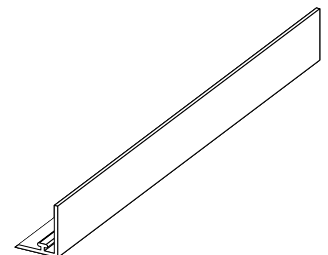


PRAU-30-L

T-profile rail with upright front 30 mm and holes for wire shelves, transparent. Fixing clips to be ordered separately.

49030-00-L/0998 Shelf length 1000 mm

49030-00-L/1248 Shelf length 1250 mm

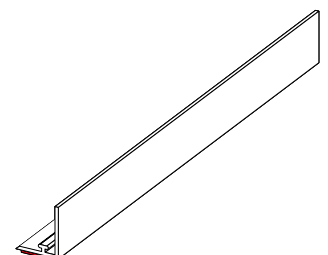


PRAU-39-K

T-profile rail with upright front 39 mm and adhesive tape 25 mm, transparent.

49035-00-K/0998 Shelf length 1000 mm

49035-00-K/1248 Shelf length 1250 mm

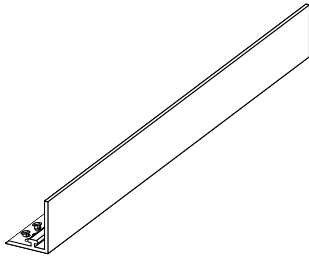


PRAU-39-M

T-profile rail with upright front 39 mm and magnetic tape 25 mm, transparent.

49035-00-M/0998 Shelf length 1000 mm

49035-00-M/1248 Shelf length 1250 mm



PRAU-39-L

T-profile rail with upright front 39 mm and holes for wire shelves, transparent. Fixing clips to be ordered separately.

49035-00-L/0998 Shelf length 1000 mm

49035-00-L/1248 Shelf length 1250 mm



FIXING CLIPS

For fixing of t-profile rail with hole, transparent. PU 100 pcs.

49096-00 For wire Ø 2-3 mm

49096-00/3/4 For wire Ø 3-4 mm

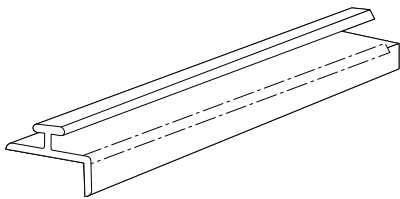



PRAU-60-K

T-profile rail with upright front 60 mm and foam adhesive tape 19 mm.

49040-00-K/0998 Shelf length 1000 mm

49040-00-K/1248 Shelf length 1250 mm

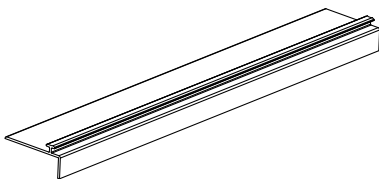


PRAB-8-K

T-profile rail with downward front 8 mm and adhesive tape 9 mm, transparent. Offering a very secure fit in combination with product pushers.

49055-00-K/0998 Shelf length 1000 mm

49055-00-K/1248 Shelf length 1250 mm

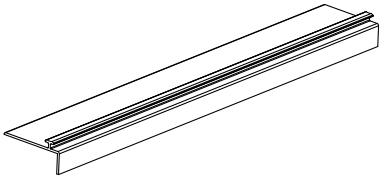


PRAB-10-K

T-profile rail with downward front 10 mm and foam adhesive tape 25 mm. Offering a very secure fit in combination with product pushers. Colors: white, black.

49058-xx-K/0988 Shelf length 1000 mm

49058-xx-K/1238 Shelf length 1250 mm

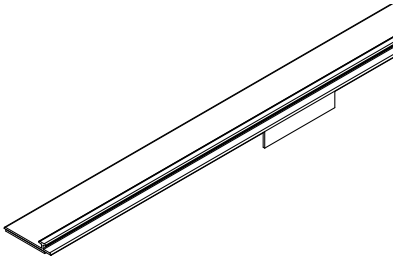


PRAB-10-M

T-profile rail with downward front 10 mm and magnetic tape 25 mm. Offering a very secure fit in combination with product pushers. Colors: white, black.

49058-xx-M/0988 Shelf length 1000 mm

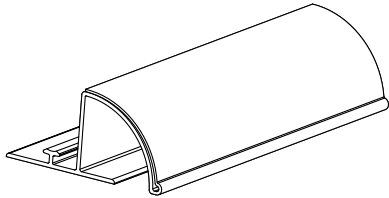
49058-xx-M/1238 Shelf length 1250 mm



PRAB-10-M WITH CUTOUTS

T-profile rail with downward front 10 mm and magnetic tape 25 mm. With cutouts to be used in freezers from Assmann, Arneg and Hauser. Colors: white, black.

49057-xx-M/1243 Shelf length 1250 mm

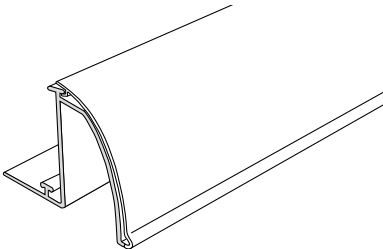


PRAU-30-SC

T-profile rail height 20 mm with adhesive tape 25 mm. With an integrated bent scanner profile for labels 30 mm, transparent.

49073-00-K/0998 Shelf length 1000 mm

49073-00-K/1248 Shelf length 1250 mm




PRAU-40-SC

T-profile rail height 40 mm with adhesive tape 12 mm. With an integrated bent scanner profile for labels 40 mm, transparent.

49075-00-K/0998 Shelf length 1000 mm

49075-00-K/1248 Shelf length 1250 mm



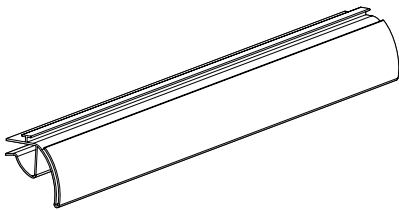
PRFL-26-K

T-profile rail with hinge and scanner profile 26 mm, transparent.

49060-00-K/0998 Shelf length 1000 mm

49060-00-K/1248 Shelf length 1250 mm



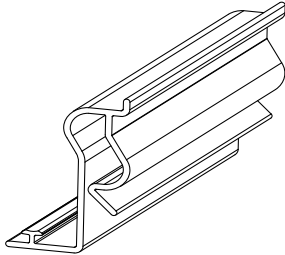


PRGL-26

T-profile rail to be clicked onto glass shelves with a thickness of 8-10 mm, with an integrated bent scanner profile 26 mm, transparent.

49085-00/0998 Shelf length 1000 mm

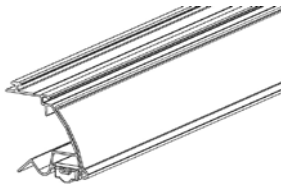
49085-00/1248 Shelf length 1250 mm



TK-PROFILE RAIL

T-profile rail to be fixed on wire shelves. Enables to assemble a standard TE-scanner rail at the front. Other lengths upon request.

49088-01/0758



K-LINE 26

T-profile rail with an integrated bent scanner profile 26 mm, black. With the option to assemble LED lighting. Suitable for freezers from Hauser and Carrier. Length 1247mm.

49803-10/1247

SHOPPER STOPPER WITH SOFT HINGE FOR K-LINE

To be clamped into scanner rails K-Line, transparent. Measurements: 74x148 mm.

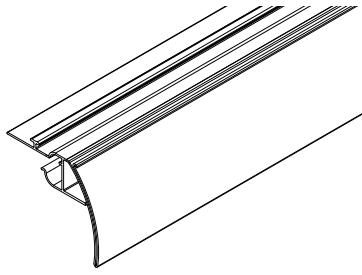
49801-00/0148

FRONT RAIL FOR TEGO GROOVE

For shelves with front groove, transparent. Support for gliding track system when used with inclined shelves. Length: 989 mm.

49561-00/0989





WIRE TECH

T-profile rail suitable for Wire Tech, Wire Tech 100 and Pure Tech shelves. With an integrated bent scanner profile 40 mm and hinge, transparent.

- 49581-00/0605 Shelf length 625 mm
 - 49581-00/0980 Shelf length 1000 mm
 - 49581-00/1230 Shelf length 1250 mm
-

SCANNER RAILS

To get a good overview of price labelling

SCANNER RAIL GLS 39

Suitable for labels with a height of 39 mm, to be clamped onto glass shelves with a thickness of 10 mm, transparent.

- 49604-00/0998 Shelf length 1000 mm
- 49604-00/1248 Shelf length 1250 mm



SCANNER RAIL HE 39

Suitable for labels with a height of 39 mm, with double adhesive tape (resp. foam adhesive tape for white rails) and angle. Colors: transparent, white.

- 49124-xx/0998 Shelf length 1000 mm
- 49124-xx/1248 Shelf length 1250 mm



SCANNER RAIL DBR 26

Suitable for labels with a height of 26 mm, with double adhesive tape (resp. foam adhesive tape for white rails). Colors: transparent, white.

- 49101-xx/1000 Shelf length 1000 mm
- 49101-xx/1250 Shelf length 1250 mm



SCANNER RAIL DBR 30

Suitable for labels with a height of 30 mm, with double adhesive tape (resp. foam adhesive tape for white rails). Colors: transparent, white.

- 49102-xx/1000 Shelf length 1000 mm
- 49102-xx/1250 Shelf length 1250 mm



SCANNER RAIL DBR 39

Suitable for labels with a height of 39 mm, with double adhesive tape (resp. foam adhesive tape for white rails). Colors: transparent, white.

- 49104-xx/1000 Shelf length 1000 mm
- 49104-xx/1250 Shelf length 1250 mm



SCANNER RAIL DBR 52

Suitable for labels with a height of 52 mm, with double adhesive tape (resp. foam adhesive tape for white rails). Colors: transparent, white.


- 49105-xx/1000 Shelf length 1000 mm
- 49105-xx/1250 Shelf length 1250 mm



SCANNER RAIL LS 26

Suitable for labels with a height of 26 mm, to be clamped (adjustable for 2 possible positions) onto Linde, Storebest resp. other shelves with similar front groove. Colors: transparent, white.


- 49321-xx/0988 Shelf length 1000 mm
- 49321-xx/1238 Shelf length 1250 mm



SCANNER RAIL LS 39

Suitable for labels with a height of 39 mm, to be clamped (adjustable for 2 possible positions) onto Linde, Storebest resp. other shelves with similar front groove. Colors: transparent, white.

- 49324-xx/0988 Shelf length 1000 mm
- 49324-xx/1238 Shelf length 1250 mm



SCANNER RAIL TE 39

Suitable for labels with a height of 39 mm, to be clamped onto Tego resp. other shelves with similar front groove. Colors: transparent, white.


- 49334-xx/0989 Shelf length 1000 mm
- 49334-xx/1238 Shelf length 1250 mm



SCANNER RAIL TEC 39

Suitable for labels with a height of 39 mm, with grip edge, to be clamped onto Tego resp. other shelves with similar front groove, transparent.

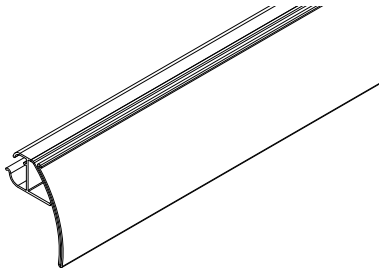
- 49434-00/0989 Shelf length 1000 mm
- 49434-00/1238 Shelf length 1250 mm



SCANNER RAIL KE 39

Suitable for labels with a height of 39 mm, for wire shelves, inclined with angle 25°. Colors: transparent, white.

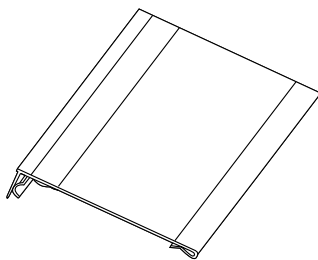
- 49344-xx/0980 Shelf length 1000 mm
- 49344-xx/1238 Shelf length 1250 mm



SCANNER RAIL WIRE TECH

Suitable for labels with a height of 39 mm, for Wanzl shelves wire tech, wire tech 100 and pure tech. With integrated, bent scanner rail and soft hinge, transparent.

- 49580-00/0605 Shelf length 625 mm
- 49580-00/0980 Shelf length 1000 mm
- 49580-00/1230 Shelf length 1250 mm



SHOPPER STOPPER WITH SOFT HINGE

To be clamped into scanner rails, transparent.

- 49500-00/0105 A7 landscape
- 49501-00/0148 A6 landscape
- 49502-00/0105 A6 portrait
- 49500-00/0148 148 mm wide x 74 mm high



INLAY STRIP FOR SCANNER RAIL

Suitable for scanner rails height 39 mm. Colors: light grey, zinc yellow, bright red orange, raspberry red, signal blue, mint green, black. PU 1 roll (100 meter).

- 25658-xx



INDEX OF ARTICLES

25658-xx	Inlay strip for scanner rail	42	48400-xx	Front rail PRIMA 2.0	23
40012-88/xxx	PRIMA 1 H60	12	48405-xx	Connector for front rail PRIMA 2.0	24
40015-88/xxx	PRIMA 1 H120	12	48405-xx	Rib strip PRIMA 2.0	24
40020-88/xxx	PRIMA 2 H25	12	48563-03	Rear enlargement inclined/vertical	25
40022-88/xxx	PRIMA 2 H60	13	48567-00.A	Rear enlargement with label holder	25
40025-88/xxx	PRIMA 2 H120	13	48575-00	Labelholder for Variotray	22
40049-88/xxx	PRIMA 4 H200	13	48710-00/xxx	Front 43 mm for Variotray	22
40111-88/xxx	PRIMA 1 +S H30	6	48710-00/xxx	Front 68 mm for Variotray	22
40112-88/xxx	PRIMA 1 +S H60	6	48920-03/275-475	Sliding rail system S	24
40115-88/xxx	PRIMA 1 +S H120	7	48935-03/xxxx	Sliding rail	25
40120-88/xxx	PRIMA 2 +S H25	7	49001-88	Backrest PRRW-A	29
40122-88/xxx	PRIMA 2 +S H60	7	49002-88	Product stopper PRST	29
40123-88/xxx	PRIMA 2 +S H50	7	49003-88	Backrest PRRW-B	29
40125-88/xxx	PRIMA 2 +S H120	8	49005-00	Backrest PRRW-C	29
40127-82/xxx	PRIMA 2 +S PET H90	8	49006-82	Magnetic back support	16
40135-88/xxx	PRIMA 3 +S H120	8	49010-00-K/xxxx	PRT-10-K	32
40142-88/xxx	PRIMA 4 +S H30	9	49010-00-M/xxxx	PRT-10-M	32
40142-88/xxx	PRIMA 4 +S H60	9	49015-00-K/xxxx	PRT-20-K	32
40145-88/xxx	PRIMA 4 +S H120	10	49015-00-M/xxxx	PRT-20-M	32
40152-88/xxx	PRIMA 5 +S H60	10	49020-00-K/xxxx	PRT-30-K	32
40155-88/xxx	PRIMA 5 +S H120	11	49020-00-L/xxxx	PRT-30-L	33
40212-88/xxx	PRIMA 1 +S Mini H60	6	49020-00-M/xxxx	PRT-30-M	32
40363-84/xxx	PR 6 + T H100	14	49025-00-K/xxxx	PRAU-30-SLIM-K	34
40366-84/xxx	PR 6 +T H150	14	49030-00-K/xxxx	PRAU-30-K	34
40435-88/xxx	PRIMA 3 +S H120 20° inclined	9	49030-00-L/xxxx	PRAU-30-L	34
40772-88/xxx	Divider Prima 2.0 Click on H60	15	49030-00-M/xxxx	PRAU-30-M	34
40775-88/xxx	Divider Prima 2.0 H120	15	49035-00-K/xxxx	PRAU-39-K	34
40778-88/xxx	Divider Prima 2.0 H70	15	49035-00-L/xxxx	PRAU-39-L	35
41100-03/480	PRIMA PTF	29	49035-00-M/xxxx	PRAU-39-M	34
42003-03/xxx	PRV SLIM H35 with front 35 mm	21	49040-00-K/xxxx	PRAU-60-K	35
42004-03/xxx	PRV +S Slim H0 without Front	18	49045-00/xxxx	PRKL	33
42015-03/xxx	PRV +S Slim H20 with Front 20 mm	19	49050-00/0985	PRKL-S	33
42500-03/xxx	PRV H35 with front 35 mm	21	49055-00-K/xxxx	PRAB-8-K	35
42501-03/xxx	PRV H16 with front 16 mm	21	49057-xx-M/1243	PRAB-10-M with cutouts	36
42506-03/xxx	PRV +SF H30 with front 30 mm	19	49058-xx-K/xxxx	PRAB-10-K	35
42507-03/xxx	PRV +SF H15 with front 15 mm	18	49058-xx-M/xxxx	PRAB-10-M	36
42508-03/xxx	PRV +S H0 without front	18	49060-00-K/xxxx	PRFL-26-K	36
42610-03/xxx	PRV +SF H60 with front 60x39 mm, inclined 20°	19	49073-00-K/xxxx	PRAU-30-SC	36
42620-03/xxx	PRV +SF H60 with front 60x65 mm, inclined 20°	20	49075-00-K/xxxx	PRAU-40-SC	36
42710-03/xx/00	PRV +S Slow-Feed H0 without front	21	49085-00/xxx	PRGL-26	37
42710-03/xx/30	PRV +S Slow-Feed H30 with front 30 mm	21	49088-01/0758	TK-Profile Rail	37
43216-10/xxx	PRV +S Micro H40	20	49089-00-K/xxxx	PRT-40-K	33
43316-10/xxx	PRV +S Micro H70	20	49089-00-L/xxxx	PRT-40-L	33
44900-88-x	Front stopper for divider	16	49091-00/xxxx	Reinforcing t profile	16
45511-91/0485/x	Roller track XL	27	49093-03/K/249	Fixing rail flat	16
45695-03/xxx	Gliding track	26	49094-03/0301,5	Fixing rail for Prima	16
45710-91-B/KL	Fixing set for alu front rail	27	49095-03	Clip to hold divider PR 1	16
45710-91-B/xxxx	Alu front rail for gliding track with 3 counter-sunk holes	26	49096-00	Fixing Clips	35
45710-91-K/xxxx	Alu front rail for gliding track with adhesive tape	26	49097-00	Labelclip for Product Pushers	25
45710-91-M/xxxx	Alu front rail for gliding track with magnetic tape	26	49101-xx/xxxx	Scanner rail DBR 26	40
45770-xx/xxx	Support for gliding rail PRIMA 2.0	23	49102-xx/xxxx	Scanner rail DBR 30	40
46680-00/xxxx/5	Wire divider	27	49104-xx/xxxx	Scanner rail DBR 39	40
46809-88/xxx	Variotray end piece	22	49105-xx/xxxx	Scanner rail DBR 52	41
46831-88/xxx	Variotray	22	49124-xx/xxxx	Scanner rail HE 39	40
46901-55	Manual Pusher 3-Parts	29	49321-xx/xxxx	Scanner rail LS 26	41
47000-00	TK-divider end piece	28	49324-xx/xxxx	Scanner rail LS 39	41
47000-00/L/14N	TK-product pusher size L	28	49334-xx/xxxx	Scanner rail TE 39	41
47000-00/M/10N	TK-product pusher size M	28	49344-xx/xxxx	Scanner rail KE 39	42
47000-00/S/10N	TK-product pusher size S	28	49434-xx/xxxx	Scanner rail TEC 39	41
47010-00/02N	U-tray 77 mm	28	49500-00/xxxx	Shopper stopper with soft hinge	42
47020-00/04N	U-tray 110 mm	28	49561-00/0989	Front Rail for Tego Groove	37
47211-00/xxx	PRV +S Mini H40	20	49580-00/xxxx	Scanner rail Wire Tech	42
47221-00/xxx	PRV +S Mini H70	20	49581-00/xxxx	Wire Tech	38
47880-03/xxx/02N	PRV-Product pusher SRP	23	49604-00/xxxx	Scanner rail GLS 39	40
479xx-xx/xxx/xxN	Product pusher PRIMA 2.0	23	49801-00/0148	Shopper stopper with soft hinge for K-Line	37
48100-03/550/xxx	Heavy Duty tray (HDT)	24	49803-10/1247	K-Line 26	37
			84-48025-00	End clip for sliding rail	25


NOTES

COLOUR CHART


In our extensive OEK colour range you will certainly find the “right match”. Select your desired colour and replace the suffix “xx” of the article number by the corresponding colour code ().

The following shown colours can only reflect approximately the actual colour shade of the final product due to printing techniques.

STANDARD COLOURS


 White (01)
similar to RAL 9010, pure white


 Grey (03)
similar to RAL 7035, light grey


 Yellow (04)
similar to RAL 1018, zinc yellow

 Red (06)
similar to RAL 3000, flame red

 Green (07)
similar to RAL 6032, signal green


 Blue (08)
similar to RAL 5015, sky blue


 Anthracite gray (7016)
similar to RAL 7016, anthracite gray


 Black (10)
similar to RAL 9005, jet black


ADDITIONAL COLOURS

 Orange (05)
similar to RAL 2008, bright red orange


 Traffic red (3020)
similar to RAL 3020, traffic red

 Ultramarine blue (28)
similar to RAL 5002, ultramarine blue


 Emerald green (6001)
similar to RAL 6001, emerald green


 Traffic green (6024)
similar to RAL 6024, traffic green

SPECIAL COLOURS

 Transparent (00)

 Silver (30)
matt

 Metallic silver (34)
similar to RAL 9006, white aluminium

 Polished chromium (35)

TERMS AND CONDITIONS

The following terms and conditions apply to all contracts concluded by us, provided that our contractor is an entrepreneur. Arrangements derogating from these Terms and Conditions, in particular regulations to the contrary in other Terms and Conditions shall not become part of the contract. These Terms and Conditions also apply to all further transactions with the contractor.

1. QUOTATION AND CONTRACT CONCLUSION

Our quotations are non-binding. The contract does not come into effect until the order is delivered or confirmed in writing through us. The conclusion of the contract shall be subject to the reservation of complete and correct self-supply, insofar as sufficient hedging transactions have been settled and are necessary for contract conclusion. Price lists, catalogue and brochure images as well as technical drawings and indications concerning price, measurement and weight included therein are non-binding. We reserve the right to make changes in the technical realization of our products, if this does not considerably affect usage and appearance of the product. Color samples and specifications do in any case represent approximate values only. Also for partial deliveries we explicitly reserve the right of marginal color deviations.

2. PRICES

Unless anything else has been agreed on in writing, all prices are quoted ex works excluding packaging and VAT. A minimum order surcharge of 5,- Euro is invoiced for order values that amount to less than 50,- Euro.

3. DELIVERY

We are entitled to execute deliveries by instalments according to the production progress as far as this is reasonable for the customer. The customer is entitled to withdraw from the contract on account of a delay in delivery only after he has threatened to do so granting us adequate additional time. A delay of delivery on our part is not given if the customer is in arrears with a payment towards us which arises out of the same or another contract. For special models we are entitled to carry out deliveries that deviate in quantity up to $\pm 10\%$ of the quantity ordered, these deviations are due to production.

4. DISPATCH

Dispatch shall always be at the risk of the customer, even if postage paid delivery is agreed upon. Packing will be charged at cost price and will not be taken back.

5. TERMS OF PAYMENT

All accounts shall be paid within 30 days after the invoice date. The goods may be dispatched - at our option - cash on delivery or cash before delivery. A customer is entitled to offset against our claims only if the counterclaim is undisputed or a legally enforceable title is existent. The customer can only claim a right of retention provided that his claims arise from the same contractual relationship.

Goods delivered shall remain our property until all claims arising from the business relationship with the customer are paid in full. In the case of a current account, the property subject to reservation of title shall serve as security for our every payment balance claim.

The purchaser is only entitled to sell the products subject to reservation of title as part of proper business activities and as long as he is not in default of payment. Other actions which endanger our property are excluded. The customer assigns any receivables arising from the resale of the goods to us with immediate effect.

The customer is granted the authorization to collect the claims ceded to us; we are entitled to withdraw this authorization as well as the authorization to resell the goods subject to reservation of title if the customer does not fulfil his obligations towards us.

The customer will at any time provide us with all requested information regarding the goods subject to reservation of title or regarding the claims that hereafter have been ceded to us.

The customer shall immediately notify us of any access or claims by third parties regarding the goods subject to reservation of title and provide us with the necessary documents. The customer will also immediately notify the third party of our reservation of title. The customer shall bear the costs of a defence against such accesses and claims.

7. NOTIFICATION OF DEFECTS, WARRANTEE, LIABILITY

The customer shall examine the goods for damages or material defects immediately after receiving, latest within one week after delivery. Notification of defects must be made immediately, latest within one week after discovery. If the goods are deficient or lack warranted qualities our warranty is restricted to repair or replacement at our option for the time being. Hereto the customer must grant us a reasonable period of time and opportunity. We bear the expenses necessary for the purpose of repair, provided that these are not disproportionate. Expenses that exceed the sales price are to be regarded disproportionate.

If repair or replacement is not reasonable for the customer or if the repair fails at least twice, the customer is entitled to lower the purchase price or withdraw from the contract.

Compensation claims obtain only according to the following regulations:

We do only bear liability in the case of intent or gross negligence of the company or our assistants and vicarious agents. This does not apply for the breach of fundamental contractual obligations, in particular compensation claims due to non-performance, on account of delay or in case the contract cannot be fulfilled on our part, for claims resulting from injury to life, body or health and in the case of a liability under the product liability legislation. In the event of a breach of essential contractual duties which is based on other circumstances than intent or gross negligence, liability is limited to foreseeable and typical damage.

Claims arising from material defects lapse one year after delivery of the goods.

8. DRAFTS AND SAMPLES

Our drafts and samples of all kind may neither be imitated or copied, nor made available to third parties without our prior permission in writing. In each case of culpable violation the customer is obliged to pay us a contractual penalty of 5.000 Euro which is taken into account to further compensation claims.

9. PLACE OF JURISDICTION AND PERFORMANCE

Place of performance for the consignment or service to be provided by us is Leipheim/Donau.

Place of jurisdiction is 89312 Günzburg. German law shall apply exclusively.

As of 02/2011

we.promote.selling.



Catalogue Shelf Management | V.2 | 07/2021
© Oechsle Display-Systeme GmbH, 2021



Oechsle Display Systeme GmbH
Rudolf-Wanzl-Straße 13-15
89340 Leipheim, Germany

Phone : +49 8221 2798-0
Fax: +49 8221 2798-27

E-mail: info@oechsle.de
Web: www.oechsle.de